



# **MENU SETTING**

## Article Categories

[Search](#)

Page : 1 1 - 1 of 1 Display 10

[Add New Article Category](#)[Add New](#)

Name	Menu	Action
About Us	About Us	<a href="#">Edit or delete</a>

[Display listing](#)[Edit or delete](#)

### Articles

-- A

Article Categories



Articles

Search

Page : 1 1 - 1 of 1 Display 10 ▾

Add New Article

Add New

Title	Menu	Category	Action
Overview	About Us		 

Display listing

Edit or delete

Location:  
About us page

Menus / ABOUT US

Article Categories

Articles

Details

Menu

Step 4: Save

Add New

Save Reset Back Add New Menu

Step 1: Create article and article category

Parent Menu : -- Please Select -- ▾  
Title \*: ABOUT US  
Use image : Choose File No file chosen  
Type \*: From Article ▾  
Article : Overview ▾













Step 2 : Insert Title

Step 3 : Select your parent menu if this article is a sub menu. Leave this if this article is a main menu.  
t Date & End Date (Rid off automatically after end date)

Step 2 : Insert Title

Location:  
Menu setup  
(To have many menu, please consider the space available)

DASHBOARD TENANTS ▾ BANNERS ▾ MENU SETTING ▾ NEWSLETTER ▾ CONTENT SETUP ▾ REPORTS SYSTEM ▾ MY ACCOUNT USER GUIDES ▾

Menus		Article Categories			Add New
<input type="text"/>	Search	Articles			Add New Menu
Title	Menu	Order	Action		
ABOUT US		▼	 	Edit or delete	
Overview	Article page		 		
PRESS & MEDIA		▲ ▼	 	Adjust sequence	
HAPPENINGS		▲ ▼	 		
DIRECTORY		▲ ▼	 		
CAREERS		▲	 		

Location:  
Service page under  
the bottom of the  
website